













# CAMEL


Bartoli Design  
Belgrade Furniture Fair: Golden Key Award 2016

Wood Legs: Beech in Natural FA/02 or White Aniline FA/03; finishes on page 9.  
Seat Frames for Wood Leg models: metal in powder coat finishes to match Polypropylene shell: black 08, white 18, aluminum 68, brick 05, mustard 06, water blue 33; colors on page 7  
Metal Legs: Steel in Segis powder coat finishes with matching seat frame; thermoplastic glides  
Shell: recyclable expanded polypropylene with textured finish in black 7F, white 7Y, grey 7V, brick 8M, mustard 8S, water blue 8L; colors on page 5  
Upholstered Shell: with lightly padded lining  
Outdoor version: available in powder coat finishes shown below; stainless steel screws  
FR fire retardant shell version white 7Y; call for pricing and minimums. FR compounds may cause a slight color variance.


	yds	com	1	2	3	4	5	6	7	8	9	10	wt
<b>WOOD TRESTLE BASE CHAIR</b>													
18w, 20d, 32h, 17.75sh													
<b>S0066</b>													
Polypropylene Shell		powder coat		905									21
<b>S0067</b>													
Upholstered Shell	1.25	1,050	1,144	1,194	1,244	1,294	1,344	1,394	1,444	1,494	1,544	1,594	22
<b>METAL TRESTLE BASE CHAIR</b>													
18w, 20.5d, 32h, 17.75sh													
<b>S0069</b>													
Polypropylene Shell		powder coat		618									22
<b>S0070</b>													
Upholstered Shell	1.25	762	856	906	956	1,006	1,056	1,106	1,156	1,206	1,256	1,306	23
<b>METAL TRESTLE BASE COUNTER STOOL</b>													
19w, 19d, 40h, 25sh													
<b>G0047</b>													
Polypropylene Shell		powder coat		898									19
<b>G0050</b>													
Upholstered Shell	1.25	1,042	1,136	1,186	1,236	1,286	1,336	1,386	1,436	1,486	1,536	1,586	20
<b>METAL TRESTLE BASE TALL STOOL</b>													
19w, 19d, 44h, 29.5sh													
<b>G0048</b>													
Polypropylene Shell		powder coat		942									20
<b>G0049</b>													
Upholstered Shell	1.25	1,020	1,086	961	1,011	1,061	1,111	1,161	1,211	1,261	1,311	1,361	21
□□□													
<b>CAMEL INFO</b>													
Submit a sample for approval when specifying Camel with an upholstered shell													
Four legged frame: high resistance 14 mm steel tube in powder coat or chrome finish; thermoplastic glides Armrests: padded in light grey polyethylene foam; black shells have black armrests Outdoor version: available in powder coat finishes shown below; stainless steel screws Stacks: 4 leg chairs 12 on floor; 14 on trolley Polypropylene protective cover under the seat													
<b>STACKING CHAIRS</b>													
21w, 20d, 32h, 17.75sh													
<b>S0072</b>													
Polypropylene Shell		powder coat		528		02 chrome		add 30					18
<b>S0073</b>													
Upholstered Shell	1.25	672	766	816	866	916	966	1,016	1,066	1,116	1,166	1,216	19

	yds	com	1	2	3	4	5	6	7	8	9	10	wt
<b>STACKING CHAIR w/ARMRESTS</b>													
22.5w, 20d, 32h, 17.75sh													
<b>S0072-B</b>													
Polypropylene Shell		powder coat		656		02 chrome		add 40					21
<b>S0073-B</b>													
Upholstered Shell	1.25	800	894	944	994	1,044	1,094	1,144	1,194	1,244	1,294	1,344	22
Sled Base Frame: 12mm steel rod (16mm for stools) in powder coat or chrome finish; thermoplastic glides Armrests: padded in light grey polyethylene foam; black shells have black armrests Stacks: sled base chairs 12 on floor; 20 on trolley . . . sled base stools 8 on floor													
<b>SLED BASE STACKING CHAIR</b>													
20w, 20d, 32h, 17.75sh													
<b>S0075</b>													
Polypropylene Shell		powder coat		553		02 chrome		44					21
<b>S0076</b>													
Upholstered Shell	1.25	697	791	841	891	941	991	1,041	1,091	1,141	1,191	1,241	22
<b>SLED BASE STACKING CHAIR w/ARMRESTS</b>													
22.5w, 20d, 32h, 17.75sh													
<b>S0075-B</b>													
Polypropylene Shell		powder coat		685		02 chrome		add 60					25
<b>S0076-B</b>													
Upholstered Shell	1.25	829	923	973	1,023	1,073	1,123	1,173	1,223	1,273	1,323	1,373	26
Sled Base Frame: 12mm steel rod (16mm for stools) in powder coat or chrome finish; thermoplastic glides Armrests: padded in light grey polyethylene foam; black shells have black armrests Stacks: sled base stools 8 on floor													
<b>SLED BASE STACKING COUNTER STOOL</b>													
20w, 20d, 38.5h, 25sh													
<b>G0038</b>													
Polypropylene Shell		powder coat		706		02 chrome		add 44					22
<b>G0039</b>													
Upholstered Shell	1.25	850	944	994	1,044	1,094	1,144	1,194	1,244	1,294	1,344	1,394	23
<b>SLED BASE STACKING COUNTER STOOL w/ARMRESTS</b>													
22.5w, 20d, 38.5h, 25sh													
<b>G0038-B</b>													
Polypropylene Shell		powder coat		818		02 chrome		add 46					26
<b>G0039-B</b>													
Upholstered Shell	1.25	962	1,056	1,106	1,156	1,206	1,256	1,306	1,356	1,406	1,456	1,506	27
<b>SLED BASE STACKING TALL STOOL</b>													
20w, 20d, 43.5h, 29.5sh													
<b>G0036</b>													
Polypropylene Shell		powder coat		750		02 chrome		add 48					23
<b>G0037</b>													
Upholstered Shell	1.25	894	988	1,038	1,088	1,138	1,188	1,238	1,288	1,338	1,388	1,438	24
<b>SLED BASE STACKING TALL STOOL w/ARMRESTS</b>													
22.5w, 20d, 43.5h, 29.5sh													
<b>G0036-B</b>													
Polypropylene Shell		powder coat		862		02 chrome		add 48					27
<b>G0037-B</b>													
Upholstered Shell	1.25	1,006	1,100	1,150	1,200	1,250	1,300	1,350	1,400	1,450	1,500	1,550	27


Four Star Swivel Base Frame: die cast aluminum in powder coat or polished brushed finish. Swivel with thermoplastic feet.


	yds	com	1	2	3	4	5	6	7	8	9	10	wt
<b>SWIVEL CHAIR</b> 19w, 20d, 32h, 17.75sh <b>R0076</b> Polypropylene Shell				902		polished brushed		67 finish		902			24
<b>R0077</b> Upholstered Shell	1.25	1,047	1,141	1,191	1,241	1,291	1,341	1,391	1,441	1,491	1,541	1,591	25

Four Star Fixed Base with Self Braking Casters; die cast aluminum in powder coat or polished brushed finish

<b>CHAIR w/CASTERS</b> 19.75w, 21.75d, 32h, 18sh <b>R0079</b> Polypropylene Shell				954		polished brushed		67 finish		954			23
<b>R0080</b> Upholstered Shell	1.25	1,099	1,193	1,243	1,293	1,343	1,393	1,443	1,493	1,543	1,593	1,643	24

**CAMEL MODULAR BEAM SEATING**

<b>C0076</b> Polypropylene Shell				498									
<b>C0077</b> Upholstered Shell	1.25	643	737	787	837	887	937	987	1,037	1,087	1,137	1,187	14

<b>C0082</b> Polypropylene Shell w/ 2 Armrests				618									15
<b>C0083</b> Upholstered Shell w/ 2 Arms	1.25	763	857	907	957	1,007	1,057	1,107	1,157	1,207	1,257	1,307	17

<b>PHPT050BI</b> Table Top, white, 20" dia		607											
---	--	-----	--	--	--	--	--	--	--	--	--	--	--

**MODULAR BEAM** Beam: beech in FA-02 Natural Beam Legs: steel 30mm Ø tube base in powder coat color to match shell  
Floor anchorage: for two legs in diagonal pattern add 102

<b>C0072 48" BEAM for Two Seats</b> 47.5w, 20d, 32h, 18sh	1,795
<b>C0073 73" BEAM for Three Seats</b> 72.5w, 20d, 32h, 18sh	2,031
<b>C0074 97" BEAM for Four Seats</b> 97w, 20d, 32h, 18sh	2,267