








STAMP COLLECTION








Alejandro Valdés

Stamp Collection: all products have fire retardant foam meeting California Bulletin 117-2013
 Seat-Back: internal steel frame and fire retardant molded polyurethane foam
 Frame: steel tube in Segis powder coat; option 02 chrome, colors on pages 7-8; thermoplastic glides
 Closed Armrests & Winged Armrests: die cast aluminum in Segis powder coat; option 02 chrome finishes
 Steel Tube Armrests: steel tube in Segis powder coat or chrome finishes:
 Upholstered Armrests: internal steel frame and fire retardant molded polyurethane foam; do not stack
 Option: Removable anti-panic writing tablets in black ABS Ganging available on some models
 Stacking Chairs S0190, S0192, S0194, S0195 Stacks: 4 +/- on floor, 12 +/- on trolley
 Stacking Chairs S0191 with or without writing tablet Stacks: 4 +/- on floor, 9 +/- on trolley
 Stacking Chairs S0193 with or without writing tablet Stacks: 4 +/- on floor, 7 +/- on trolley
 Stacking Counter Stool G0200 Stacks: 4 +/- on floor









	yds	sq-ft	com	1	2	3-col	4	5	6	7	8-L1	9	10-L2	wt	
4 LEG STACKING CHAIR 21.5w, 21.5d, 19sh, 31.5h															
S0190		1.25	23	797	891	941	991	1,041	1,091	1,141	1,191	1,241	1,291	1,341	20
							02 chrome	add 25							
S0211	Chair w/Ganging Device	1.25	23	927	1,021	1,071	1,121	1,171	1,221	1,271	1,321	1,371	1,421	1,471	20
4 LEG STACKING CHAIR w/STEEL TUBE ARMRESTS 24w, 21.5d, 19sh, 27ah, 31.5h															
S0191		1.25	23	829	923	973	1,023	1,073	1,123	1,173	1,223	1,273	1,323	1,373	23
							02 chrome	add 52							
4 LEG STACKING CHAIR w/ WINGED ALUMINUM ARMRESTS 26w, 21.5d, 19sh, 27ah, 31.5h															
S0192		1.25	23	934	1,028	1,078	1,128	1,178	1,228	1,278	1,328	1,378	1,428	1,478	22
							02 chrome	add 185							
4 LEG STACKING CHAIR w/ CLOSED ALUMINUM ARMRESTS 26w, 21.5d, 19sh, 27ah, 31.5h															
S0193		1.25	23	934	1,028	1,078	1,128	1,178	1,228	1,278	1,328	1,378	1,428	1,478	24
							02 chrome	add 185							
STACKING SLED BASE CHAIR 22w, 21.5d, 19sh, 31.5h															
S0194		1.25	23	797	891	941	991	1,041	1,091	1,141	1,191	1,241	1,291	1,341	23
							02 chrome	add 37							
S0212	Chair w/Ganging Device	1.25	23	928	1,022	1,072	1,122	1,172	1,222	1,272	1,322	1,372	1,422	1,472	26
STAMP INFO: Writing Tablet MTAV191 for chairs S0190, S0191, S0192, S0193, S0194; S0211, S0212: add 230															
STACKING SLED BASE CHAIR w/ WINGED ALUMIUM ARMRESTS 26w, 21.5d, 19sh, 27ah, 31.5h															
S0195		1.25	23	997	1,091	1,141	1,191	1,241	1,291	1,341	1,391	1,441	1,491	1,541	26
							02 chrome	add 216							

	yds	sq-ft	com	1	2	3-col	4	5	6	7	8-L1	9	10-L2	wt
SLED BASE CHAIR w/ UPHOLSTERED ARMRESTS														
26w, 21.5d, 19sh, 27ah, 31.5h														
							02 chrome		add 37					
S0196 	1.75	32	1,333	1,464	1,534	1,604	1,674	1,744	1,814	1,884	1,954	2,024	2,094	33
STACKING SLED BASE COUNTER STOOL														
20w, 19d, 26sh, 36h														
							02 chrome		add 33					
G0200 	1	18	988	1,063	1,103	1,143	1,183	1,223	1,263	1,303	1,343	1,383	1,423	25
STACKING SLED BASE TALL STOOL														
20w, 19d, 30sh, 40h														
							02 chrome		add 33					
G0201 	1	18	1,023	1,098	1,138	1,178	1,218	1,258	1,298	1,338	1,378	1,418	1,458	27
Seat-Back: internal steel frame and fire retardant molded polyurethane foam Frame: steel tube ø 25 mm in Segis powder coat or chrome finish; see page 7 for colors. Thermoplastic glides														
CANTILEVER BASE CHAIR														
21w, 21.5d, 19sh, 31.5h														
							02 chrome		add 67					
S0197 	1.25	23	977	1,071	1,121	1,171	1,221	1,271	1,321	1,371	1,421	1,471	1,521	28
CANTILEVER BASE CHAIR w/CLOSED ALUMINUM ARMRESTS														
26w, 21.5d, 19sh, 27ah, 31.5h														
							02 chrome		add 170					
S0198 	1.25	23	1,162	1,256	1,306	1,356	1,406	1,456	1,506	1,556	1,606	1,656	1,706	34
CANTILEVER BASE CHAIR w/UPHOLSTERED ARMRESTS														
26w, 21.5d, 19sh, 27ah, 31.5h														
							02 chrome		add 67					
S0199 	1.75	32	1,436	1,567	1,637	1,707	1,777	1,847	1,917	1,987	2,057	2,127	2,197	34
Seat-Back: internal steel frame and fire retardant molded polyurethane foam Wod Legs: solid beech in natural FA/02 or dark walnut FG/07 (page 9); felt or metal glides according to floor material														
WOOD BASE LOUNGE CHAIR														
27w, 25w, 16.5sh, 28h														
I0251 	1.5	27	1,307	1,420	1,480	1,540	1,600	1,660	1,720	1,780	1,840	1,900	1,960	30









Four star die cast aluminum swivel base in Segis powder coat or polished brushed finish; pages 7-8; thermoplastic feet
 Sled frame: steel rod \varnothing 12 mm for Chair and 15 mm for Loveseat in Segis powder coat or chrome finish; thermoplastic glides
 Sled Base Loveseat is available with 16.5" or 18.5" seat height








	yds	sq-ft	com	1	2	3-col	4	5	6	7	8-L1	9	10-L2	wt	
SWIVEL BASE LOUNGE CHAIR 27w, 25d, 16.5sh, 28h 67 brushed aluminum add 24															
I0252		1.5	27	1,373	1,486	1,546	1,606	1,666	1,726	1,786	1,846	1,906	1,966	2,026	28
SLED BASE LOUNGE CHAIR 27w, 25d, 16.5sh, 28h 02 chrome add 85															
I0250		1.5	27	1,139	1,252	1,312	1,372	1,432	1,492	1,552	1,612	1,672	1,732	1,792	32
SLED BASE LOVESEAT 54w, 26.5d, 16.5sh, 28.5h 02 chrome add 85															
I0253		2.25	41	2,127	2,296	2,386	2,476	2,566	2,656	2,746	2,836	2,926	3,016	3,106	43
Legs: solid beech in natural FA/02 or dark walnut FG/07; finishes on page 9 Seat-Back: internal steel frame and fire retardant molded polyurethane foam Footrest: steel tube \varnothing 14 mm in powder coat finish Glides: felt or metal; specify according to type of floor material															
WOOD BASE CHAIR 21.5w, 21.5d, 19sh, 31.5h															
S0200		1.25	23	1,146	1,240	1,290	1,340	1,390	1,440	1,490	1,540	1,590	1,640	1,690	25
WOOD BASE CHAIR w/UPHOLSTERED ARMRESTS 26w, 21.5d, 19sh, 27ah, 31.5h															
S0201		1.75	32	1,569	1,700	1,770	1,840	1,910	1,980	2,050	2,120	2,190	2,260	2,330	32
WOOD BASE COUNTER STOOL 20w, 19d, 26sh, 36h															
G0202		1	18	1,329	1,404	1,444	1,484	1,524	1,564	1,604	1,644	1,684	1,724	1,764	24
WOOD BASE TALL STOOL 20w, 19d, 30sh, 40h															
G0203		1	18	1,361	1,436	1,476	1,516	1,556	1,596	1,636	1,676	1,716	1,756	1,796	25







Seat-Back: internal steel frame and fire retardant molded polyurethane foam
 Base: die cast aluminum swivel spider base in Segis powder coat; option polished brushed 67. thermoplastic feet
 Glides: specify felt or thermoplastic according to type of floor material

	yds	sq-ft	com	1	2	3-col	4	5	6	7	8-L1	9	10-L2	wt	
4 STAR SWIVEL BASE CHAIR 20.5w, 22.5d, 18.5sh, 31h 67 brushed aluminum add 23															
R0120		1.25	23	1,280	1,374	1,424	1,474	1,524	1,574	1,624	1,674	1,724	1,774	1,824	27
4 STAR SWIVEL BASE CHAIR w/STEEL TUBE ARMRESTS 25w, 22.5d, 18.5sh, 26ah, 31h 67 base & 02 chrome arms add 66															
R0121		1.25	23	1,409	1,503	1,553	1,603	1,653	1,703	1,753	1,803	1,853	1,903	1,953	28
4 STAR SWIVEL BASE CHAIR w/CLOSED ALUMINUM ARMRESTS 26.5w, 22.5d, 18.5sh, 26ah, 31h 67 base & 02 chrome arms add 165															
R0122		1.25	23	1,428	1,522	1,572	1,622	1,672	1,722	1,772	1,822	1,872	1,922	1,972	29
4 STAR SWIVEL BASE CHAIR w/UPHOLSTERED ARMRESTS 26.5w, 22.5d, 18.5sh, 26ah, 31h 67 brushed aluminum add 23															
R0123		1.75	32	1,700	1,831	1,901	1,971	2,041	2,111	2,181	2,251	2,321	2,391	2,461	37
Base: die cast aluminum swivel spider base in Segis powder coat; option polished brushed 67. self braking casters															
4 STAR SWIVEL BASE CHAIR 20.5w, 22.5d, 18.5sh, 31h 67 brushed aluminum add 23															
R0124		1.25	23	1,307	1,401	1,451	1,501	1,551	1,601	1,651	1,701	1,751	1,801	1,851	23
4 STAR SWIVEL BASE CHAIR w/STEEL TUBE ARMRESTS 25w, 22.5d, 18.5sh, 26ah, 31h 67 base & 02 chrome arms add 66															
R0125		1.25	23	1,434	1,528	1,578	1,628	1,678	1,728	1,778	1,828	1,878	1,928	1,978	27
4 STAR SWIVEL BASE CHAIR w/CLOSED ALUMINUM ARMRESTS 26.5w, 22.5d, 18.5sh, 26ah, 31h 67 base & 02 chrome arms add 165															
R0126		1.25	23	1,453	1,547	1,597	1,647	1,697	1,747	1,797	1,847	1,897	1,947	1,997	29
4 STAR SWIVEL BASE CHAIR w/UPHOLSTERED ARMRESTS 26.5w, 22.5d, 18.5sh, 26ah, 31h 67 brushed aluminum add 23															
R0127		1.75	32	1,691	1,822	1,892	1,962	2,032	2,102	2,172	2,242	2,312	2,382	2,452	38

Seat-Back: internal steel frame and fire retardant molded polyurethane foam
 Base: die-cast aluminum Four Star base in Segis powder coat; option polished brushed 67 w/chrome arms
 Glides: specify felt or thermoplastic according to type of floor material
 Pneumatic adjustable seat height

	yds	sq-ft	com	1	2	3-col	4	5	6	7	8-L1	9	10-L2	wt	
4 STAR SWIVEL BASE CHAIR 28w, 28d, 19/23sh, 30.5/35.5h 67 brushed aluminum add 24															
R0128		1.25	23	1,344	1,438	1,488	1,538	1,588	1,638	1,688	1,738	1,788	1,838	1,888	23
4 STAR SWIVEL BASE CHAIR w/STEEL TUBE ARMRESTS 28w, 28d, 19/23sh, 26/31ah, 30.5/35.5h 67 base & 02 chrome arms add 66															
R0129		1.25	23	1,471	1,565	1,615	1,665	1,715	1,765	1,815	1,865	1,915	1,965	2,015	28
4 STAR SWIVEL BASE CHAIR w/CLOSED ALUMINUM ARMRESTS 28w, 28d, 19/23sh, 26/31ah, 30.5/35.5h 67 base & 02 chrome arms add 162															
R0130		1.25	23	1,491	1,585	1,635	1,685	1,735	1,785	1,835	1,885	1,935	1,985	2,035	29
4 STAR SWIVEL BASE CHAIR w/UPHOLSTERED ARMRESTS 28w, 28d, 19/23sh, 26/31ah, 30.5/35.5h 67 brushed aluminum add 24															
R0131		1.75		1,762	1,893	1,963	2,033	2,103	2,173	2,243	2,313	2,383	2,453	2,523	30
Base: die-cast aluminum Four Star base with thermoplastic or felt glides.															
5 STAR SWIVEL BASE CHAIR 28w, 28d, 19/24sh, 31.5/35.5h 67 polished brushed add 24															
R0132-T		1.25	23	1,450	1,544	1,594	1,644	1,694	1,744	1,794	1,844	1,894	1,944	1,994	24
5 STAR SWIVEL BASE CHAIR w/STEEL TUBE ARMRESTS 28w, 28d, 19/24sh, 27/32.5ah, 31.5/35.5h 67 base & 02 chrome arms add 66															
R0133-T		1.25	23	1,577	1,671	1,721	1,771	1,821	1,871	1,921	1,971	2,021	2,071	2,121	28
5 STAR SWIVEL BASE CHAIR w/CLOSED ALUMINUM ARMRESTS 28w, 28d, 19/24sh, 27/32.5ah, 31.5/35.5h 67 base & 02 chrome arms add 162															
R0134-T		1.25	23	1,595	1,689	1,739	1,789	1,839	1,889	1,939	1,989	2,039	2,089	2,139	30
5 STAR SWIVEL BASE CHAIR w/UPHOLSTERED ARMRESTS 28w, 28d, 19/24sh, 27/32.5ah, 31.5/35.5h 67 brushed aluminum add 24															
R0135-T		1.75	32	1,868	1,999	2,069	2,139	2,209	2,279	2,349	2,419	2,489	2,559	2,629	30

Five star swivel base with weight-activated synchronized mechanism															
	yds	sq-ft	com	1	2	3-col	4	5	6	7	8-L1	9	10-L2	wt	
5 STAR SWIVEL CHAIR w/CLOSED ALUMINUM ARMRESTS 28w, 28d, 19/24sh, 27/32.5ah, 31.5/35.5h															
R0217		1.75	32	1,649	1,780	1,850	1,920	1,990	2,060	2,130	2,200	2,270	2,340	2,410	30
67 base & 02 chrome arms add 164															
5 STAR SWIVEL CHAIR w/UPHOLSTERED ARMRESTS 28w, 28d, 19/24sh, 27/32.5ah, 31.5/35.5h															
R0218		2.25	41	2,037	2,206	2,296	2,386	2,476	2,566	2,656	2,746	2,836	2,926	3,016	17
67 polished brushed add 24															
Base: die-cast aluminum Four Star base with thermoplastic or felt glides.															
HIGH BACK 4 STAR SWIVEL ARMCHAIR 28w, 28d, 18/23sh, 38/43h															
R0136		1.75	32	1,487	1,618	1,688	1,758	1,828	1,898	1,968	2,038	2,108	2,178	2,248	24
67 polished brushed add 24															
HIGH BACK 4 STAR SWIVEL CHAIR w/CLOSED ALUMINUM ARMRESTS 28w, 28d, 18/23sh, 26/31ah, 38/43h															
R0137		1.75	32	1,636	1,767	1,837	1,907	1,977	2,047	2,117	2,187	2,257	2,327	2,397	30
67 base & 02 chrome arms add 162															
HIGH BACK 4 STAR SWIVEL CHAIR w/UPHOLSTERED ARMRESTS 28w, 28d, 18/23sh, 26/31ah, 38/43h															
R0138		2.25	41	1,871	2,040	2,130	2,220	2,310	2,400	2,490	2,580	2,670	2,760	2,850	38
67 polished brushed add 24															
Base: die-cast aluminum Five Star base with self braking casters. Pneumatic adjustable seat height & locking tilt mechanism. Polished brushed aluminum or Segis powder															
HIGH BACK 5 STAR SWIVEL CHAIR 28w, 28d, 19/24sh, 39/44h															
R0139-T		1.75	32	1,601	1,732	1,802	1,872	1,942	2,012	2,082	2,152	2,222	2,292	2,362	26
67 polished brushed add 24															
HIGH BACK 5 STAR SWIVEL CHAIR w/CLOSED ALUMINUM ARMRESTS 28w, 28d, 19/24sh, 27/32.5ah, 39/44h															
R0140-T		1.75	32	1,748	1,879	1,949	2,019	2,089	2,159	2,229	2,299	2,369	2,439	2,509	30
67 base & 02 chrome arms add 162															

	yds	sq-ft	com	1	2	3-col	4	5	6	7	8-L1	9	10-L2	wt	
HIGH BACK 5 STAR SWIVEL CHAIR w/UPHOLSTERED ARMRESTS															
28w, 28d, 19/24sh, 27/32.5ah, 39/44h															
R0141-T		2.25	41	1,986	2,155	2,245	2,335	2,425	2,515	2,605	2,695	2,785	2,875	2,965	40
67 polished brushed add 24															
Five star swivel base with weight-activated synchronized mechanism															
HIGH BACK 5 STAR SWIVEL CHAIR w/CLOSED ALUMINUM ARMRESTS															
28w, 28d, 19/24sh, 27/32.5ah, 39/44h															
R0215		1.75	32	1,806	1,937	2,007	2,077	2,147	2,217	2,287	2,357	2,427	2,497	2,567	30
67 base & 02 chrome arms add 162															
HIGH BACK 5 STAR SWIVEL CHAIR w/UPHOLSTERED ARMRESTS															
28w, 28d, 19/24sh, 27/32.5ah, 39/44h															
R0216		2.25	41	2,109	2,278	2,368	2,458	2,548	2,638	2,728	2,818	2,908	2,998	3,088	32
67 polished brushed add 24															
Seat-Back: internal steel frame and fire retardant molded polyurethane foam Frame: steel tube ø 25 mm in Segis powder coat or chrome finish Closed Aluminum Armrests: die cast aluminum in Segis powder coat or chrome finishes Upholstered Armrests: internal steel frame and fire retardant molded polyurethane foam Glides: thermoplastic															
HIGH BACK CANTILEVER BASE CHAIR															
21w, 21.5d, 19sh, 39h															
S0208		1.75	32	1,109	1,240	1,310	1,380	1,450	1,520	1,590	1,660	1,730	1,800	1,870	28
02 chrome add 68															
HIGH BACK CANTILEVER BASE CHAIR w/CLOSED ALUMINUM ARMRESTS															
26w, 21.5d, 19sh, 27ah, 39h															
S0209		1.75	32	1,289	1,420	1,490	1,560	1,630	1,700	1,770	1,840	1,910	1,980	2,050	34
02 chrome add 170															
HIGH BACK CANTILEVER BASE CHAIR w/UPHOLSTERED ARMRESTS															
26w, 21.5d, 19sh, 27ah, 39h															
S0210		2.25	41	1,783	1,952	2,042	2,132	2,222	2,312	2,402	2,492	2,582	2,672	2,762	34
02 chrome add 68															